



Residential & Commercial Dumbwaiters



OUR MISSION is to deliver and support an enhanced quality of life for people with a need or want for vertical transportation. We are dedicated to our relationships, products, and industry through teamwork and education.

Waupaca Elevator Company Inc. is one of the nation's leading designers and manufacturers of dumbwaiters for residential and commercial use. Through our national dealer network, we have become one of North America's preferred brands for both commercial and residential dumbwaiters.

Waupaca dumbwaiters are engineered with quality materials and are assembled with pride at our facility in Appleton, Wisconsin. Our dumbwaiters provide convenience, economy, & design flexibility for your project. They are the perfect solution to enhance the utility of a multi-level home or a commercial building.

Waupaca Elevator offers comprehensive drawings for your builder and architect. We also provide solutions that simplify the installation process with design flexibility for new construction or retrofit projects.

Commercial Applications

- Restaurants
- Retail Stores
- Medical Facilities
- Offices
- Financial Institutions
- Funeral Homes
- Libraries
- Places of Worship
- Hotel
- Many More Options

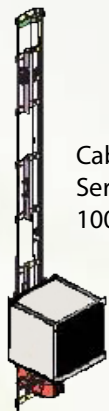
Residential Applications

- Groceries/Packages
- Laundry
- Household Supplies
- Trash/Recyclables
- Water Softener Salt
- Firewood
- Suitcases
- Wine Cases
- Many More Options



OUR DUMBWAITER MODELS

Residential Dumbwaiters



Cable-Waiter
Series 007
100 lbs



Paca-Waiter
Series 011
200 lbs

Commercial Dumbwaiters



Paca-Waiter
Series 311
300 lbs



Paca-Waiter
Series 511
500 lbs

Dumbwaiter Reference Chart		Residential Units		Commercial Units		
Mechanical Features		Cable-Waiter	Paca- Waiter			
Weight Capacity	Up To...	100 lbs.	200 lbs.	300 lbs.	500 lbs.	
Travel	Up To...	50'	34'	50'		
Stops	Up To...	6 Stops				
Nominal Speed	Feet Per Minute	30 FPM	50 FPM	60 FPM		
Standard Car Sizes		20" x 20" x 30"	26" x 26" x 36"	30" x 30" x 40"	36" x 36" x 48"	
Overhead	Recommended space above top of car. Additional overhead required for some car gates or overhead machine configurations.	1'-6"	2'-0"	2'-3"		
Electrical Requirements	Phase	Single				
	Voltage	110 V	230V			
	Amperage	15 A	10 A	25 A		
Drive System		Winding Drum				
Motor	Horsepower	3/4 HP	1.5 HP	2 HP	3 HP	
Controller Size	Height x Width x Depth	18" x 18" x 6"		24" x 24" x 8"		
Sheave	Diameter	4"	6-3/8"	7-3/4"		
Drum	Diameter	5-1/4"	5-3/4"	7-3/4"		
Cable Type		1/8" x 7 x 19 GAC	3/16 x 7 x 19 GAC	1/4" x 7 x 19 GAC		
Rail Type	Steel	1-1/2" x 1-1/2" x 1/8" Angle	2" x 1" x 3/16" Channel	2" x 1" x 3/16" Channel		
Machine Placement		Above or Below				

- Designed for vertical transport of goods in multi-floor applications.
- Our dumbwaiters are powder coated steel or 304 stainless steel.
- Custom sizes allow Waupaca to build dumbwaiters to meet specific lift needs.
- Our Winding Drum drive system and heavy-duty guide rails are designed for long service life.
- Safety is assured with a standard slack cable monitoring device, car safeties, top final limit switches, and UL certified controllers.
- In commercial applications, B Label 1.5 hour fire rated hoistway doors are available for complete safety and code compliance.

“LET WAUPACA ELEVATOR DO THE HEAVY LIFTING FOR YOU!”

Along with our Commercial Dumbwaiters, our Residential Dumbwaiters have the same Hoistway Door options, use the same Access Door materials, and have the same Finishes to choose from.

DUMBWAITER LOCATIONS OPTIONS:

- Counter Loading (Shown Below)
- Floor Loading (Pit Required)

MACHINE LOCATION OPTIONS:

- Above Car on Rail
- Below Car on Rail (Shown Below)



HOISTWAY DOORS

UL "B" LABEL HOISTWAY DOOR(S) For Residential and Commercial Units



Swing
Counter Loading



Bi-Parting
Counter Loading



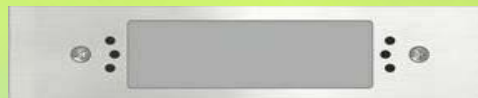
Slide-Up
Floor Loading

HOISTWAY DOOR OPTIONS:

- Keyed Emergency Release
- Fusible Link
- Frame mounted push buttons
- Lantern & Chime
- Stainless Sill(s)

FINISH

- Primed Steel
- Stainless Steel



Lantern & Chime

**Commercial fixtures only in
Stainless Steel*

ACCESS DOOR(S)

UL "B" Label Access Door(s)

Materials:

- Primed Steel
- #4 Brushed Stainless Steel
- Powder Coated



#4 Brushed Stainless Steel



Powder Coated

**CYLINDER LOCK NOT SHOWN
ON ACCESS DOORS*

ELEVATOR COMPANY™

Waco

RESIDENTIAL OPTIONS

CAR GATES (REQUIRED)

Bi-Parting:

- Powder Coated Steel
- #4 Stainless Steel Finish

Tambour/Roll Up

- Almond
- Black
- Metallic
- Gray




Tambour/Roll Up

COMMERCIAL OPTIONS

CAR GATES (REQUIRED)

Bi-Parting or Slide-Up:

- Powder Coated Steel
- #4 Stainless Steel Finish



Bi-Parting



Slide-Up

CAR FINISHES



STAINLESS
STEEL

BLACK
POWDER
COATED

ALMOND
POWDER
COATED

GRAY
POWDER
COATED



HALL STATIONS

- Car Here
- Keylock - Additional or Replace Buttons



FINISHES

- #4 Brushed Stainless Steel
- #4 Brushed Muntz (Residential Interior Only)
- #8 Polished Stainless Steel (Residential Interior Only)
- #8 Polished Muntz (Residential Interior Only)
- Dark Oxide (Residential Interior Only)
- NEMA 4 Weatherproof- Stainless Steel Only



#4 Brushed
Stainless



#4 Brushed
Muntz



#8 Polished
Stainless



#8 Polished
Muntz



Dark
Oxide

INTERLOCK(S) (REQUIRED)

- GAL
- EMI III
- HG-1 Single Contact Interlock (Commercial Doors Only)
- HG-2 Dual Contact Interlock (Commercial Doors Only)



*GAL, HG-1, or HG-2 Interlocks are Required on Commercial Units

ADDITIONAL OPTIONS

- Bottom Final Limit Switch (Models 007 & 011)
- Buffer Springs
- Car Light
- Stand Alone Position Indicator
- Limited Overhead (100# & 200# Roll-Up Gate Only)
- Buck Boost Transformer
- Kellum Grip
- Retiring Cam
- Shelf(s)



Your investment in a Waupaca Dumbwaiter is secure with a full 3 year limited warranty - one of the many reasons more architects and builders specify Waupaca Elevator with confidence.

"There are so many reasons why it just makes sense!"

Wood Hauler



Household Helper



Grocery/Supply Lifter



For more design options visit www.manorcraftdoors.com or contact us for a local authorized Waupaca Elevator Dealer

Partnered with:



Manor Craft
Dumbwaiter Doors



babcockdavis



Kafka
Manufacturing
Company



**CANADIAN ELEVATOR
CONTRACTORS ASSOCIATION**



Waupaca Elevator Company, Inc, Elevator is a proud member of The American Society of Mechanical Engineers, The National Association Elevators Contractors, The Canadian Elevator Contractor Association, The Accessibility Equipment Manufacturers of Association. These symbols assure you of our commitment to high quality and accessibility to everyone.

WE
Lift Expectations

1726 North Ballard Road, Suite 1, Appleton, WI 54911
920.991.9082 Technical Support - 855-804-5774
Techsupport@WaupacaElevator.com
www.waupacaelevator.com

